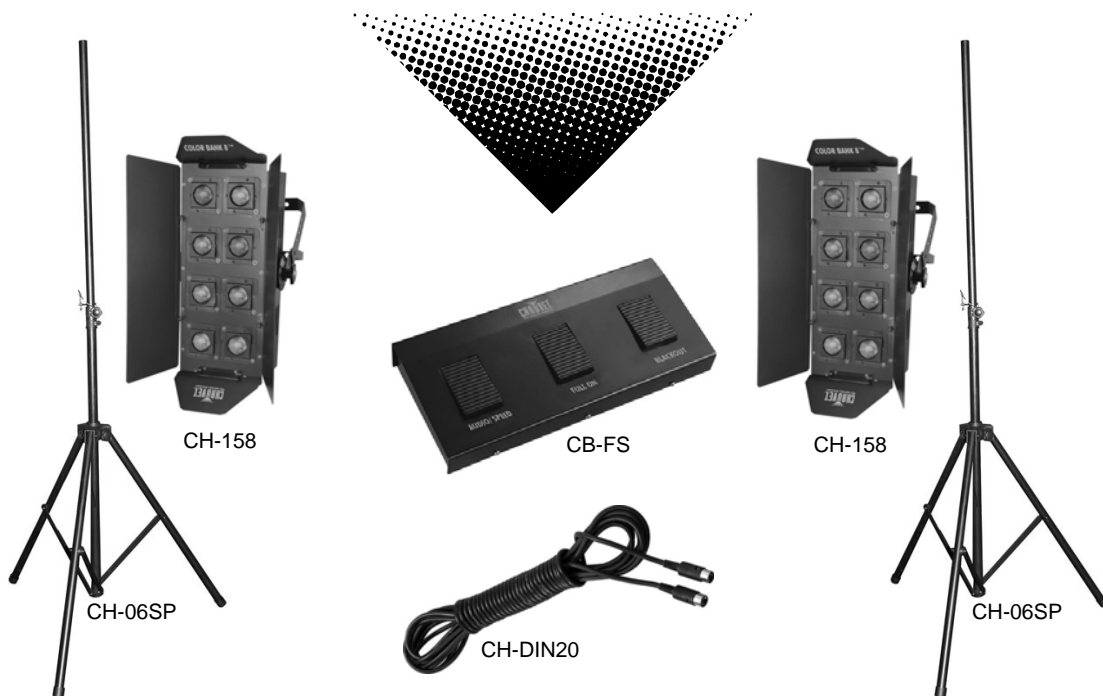


Rock-N' Lite Pack™

PK1-BANK

QUICKSTART



CH-158

CB-FS

CH-158

CH-06SP

CH-DIN20

CH-06SP



CHAUVET, 3000 N 29TH CT, HOLLYWOOD, FL 33020 U.S.A.
(800) 762-1084 – (954) 929-1115
FAX (954) 929-5560
www.chauvetlighting.com

What is included

The PK1-BANK package consists of the following Chauvet professional lighting products.

- 2 x COLOR BANK™ 8 (CH-158)
- 2 x Light Stand (CH-06SP)
- 1 x COLOR BANK™ Foot Switch (CB-FS)
- 1 x Cable (CH-DIN20)

Additionally, you will find the following User Guides:
Color Bank™ 8 CH-158 User Manual
Color Bank™ Foot Controller CB-FS User Manual

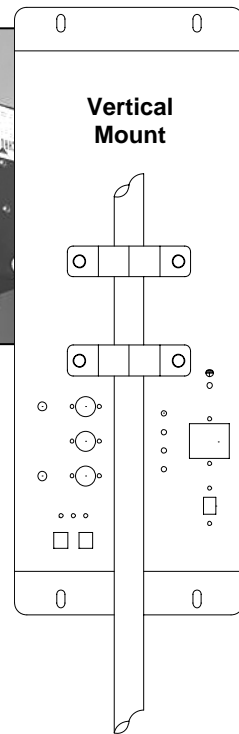
Setup

The Color Bank™ 8 fixtures may need to be lamped. Refer to each fixture's individual manual for detailed lamping instructions. Once lamped, proceed to mount the fixtures safely and securely to your mounting hardware. Please refer to your fixture's manual for detailed rigging and mounting instructions if necessary.



The user buttons on this fixture will become "HOT" to the touch after a few minutes of operation. It is important to set all manual settings within the first few minutes of operation while the unit is cool to warm.

Mounting hardware provided, please secure firmly in place.




Master/Slave

The Master/Slave mode will allow you to link up to as many units you want in a daisy chain fashion. In this mode, the first unit in the daisy chain will automatically command all other units following.

Connecting the CH-158 for (Master/Slave) operation does not require any menu or setting selections. Simply connect each unit in a daisy like fashion using a CH-DIN20 5 pin DIN cable. Only the first unit in the chain can be controlled by the optional CB-FS footswitch controller.

MASTER/SLAVE SETTINGS

- 1) Connect the 5 pin plug cable to the **LINK (Out)** connector of the first fixture.
- 2) Connect the other end of the 5 pin cable coming from the first fixture to the **LINK (In)** connector on the next fixture as illustrated below.



Note! The CH-158 and CH-175 can also be linked together.

CB-FS Color Bank Foot Controller

CB-FS PEDALS

PEDAL	FUNCTION	CB-FS FOOTSWITCH
AUDIO/CHASE	AUDIO: Activates Audio mode CHASE: Activates Chase Speed mode	
FULL ON	All lights will be turned on.	
BLACKOUT	All lights will be turned off.	

Only the first unit in the chain can be controlled by the CB-FS footswitch controller.

The CH-158 & CH-175 are compatible in this series and can both be linked together. The first unit you choose will control the rest using the CB-FS footswitch controller or in stand-alone mode.

Please refer to the Color Bank™ manual for alternate control methods and definition of button functions.

STILL CAN'T GET IT TO WORK?

GIVE US A CALL (954) 929-1115 Ext 22 (9:00AM – 5:00PM EST)